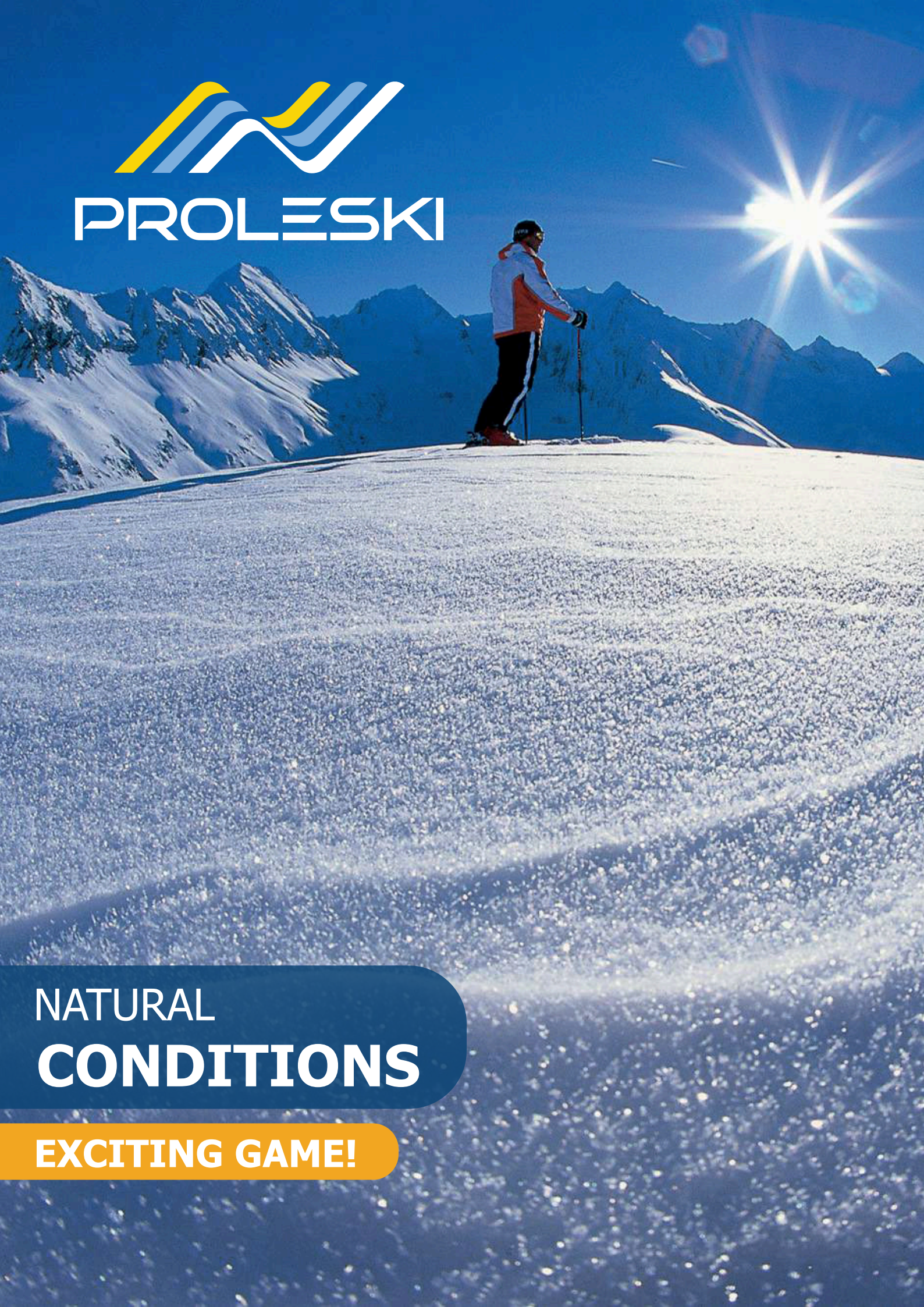
PROLESKI
NATURAL
CONDITIONS
EXCITING GAME!

KEY FACTORS BEHIND THE SKI SIMULATOR SELECTION

PROLESKI

KEY FACTORS BEHIND THE SKI SIMULATOR SELECTION:

When choosing a ski simulator, it is crucial to answer three key questions:

What is important for the customer?

The answer to this question will directly influence the final choice of the simulator's functional capabilities and features.

Location of the ski simulator

Business success depends directly on the club's location, and the location depends on whether the premises can host a ski simulator. When choosing a simulator, it is important to consider its dimensions, fire safety, building floor stress, and ease of logistics / assembly.

Costs

Here it is essential to take into account both the capital expenditure and the running costs related to the installation and maintenance of the ski simulator.

EVERYBODY WANTS CARVING!

Carving requires speeds above 30 km/h and sharp ski edges.

WHAT IS IMPORTANT FOR THE CUSTOMER?

NATURAL CONDITIONS

SMOOTH RIDE:
Sliding is identical to that on prepared mountain snow, thanks to the special PROLESKI ski carpet, the automatic moistening system, a special concentrate and other PROLESKI technologies. The smoother the ride, the more comfortable the training and the longer the ski carpet and ski equipment last.

SPEED FOR CARVING:
Speed is needed to create the forces that let a skier effortlessly enter a turn along the arc of the ski's sidecut (a "clean carved turn", "pendulum"); carving starts from 30 km/h. **Higher skill levels require more complex skiing techniques and higher speed.**

SHARP EDGES:
Real sharp-edged equipment provides ski control, proper technique and safety. On real slopes, skiers ride only on sharp edges.

TERRAIN MODELING:
It is ensured by the "up-down-right-left" platform movability. The platform moving in 8 directions provides training under "maximum possible reality" conditions, with the effects of turns, accelerative forces, hummocks, and jumps. More complex real tracks have more complex relief.

	10-20 sets	20-40 sets	40+ sets	more than 1000 sets
	Beginner	**Amateur**	**Advanced skier**	**Professional skier**
Skill mastering and consolidation	1.5-4 hours or 10-20 sets	5-8 hours or 20-40 sets	From 8 hours or from 40 sets to infinity	No limitations on the skill mastering time
Skiing technique	Plough, sidestep	Parallel skis with heel slips, minor carving elements	Carving	Carving
Track complexity level	"Green"	"Green", "Blue"	"Red", "Black"	"Red", "Black"
Edge sharpening	Blunt	Sharp	Sharp	Sharp
Speed	18 km/h	28 km/h	30 km/h	30 km/h
Platform tilt angle	12°-14°	13°-15°	13°-23°	13°-23°
Platform movability	Static	Dynamic ("up-down")	Dynamic ("up-down-right-left")	Dynamic ("up-down-right-left")
PROLESKI™ ski simulator series	**OPTIMAL**	**VERTICAL, DIRECTION**	**DIRECTION**	**DIRECTION, SPORT**

Carving is the most widespread and advanced skiing technique in the world. Carving is the skill that arouses interest, awe, and admiration of the target audience.

True carving is possible only at speeds of 30 km/h and higher – only then does the motion generate enough inertia for a skier to get into a turn without excessive effort and to feel the real pleasure of sliding along the arc.

Carving is used by 50% of amateurs + 100% of advanced skiers + 100% of professionals + the most skillful representatives of downhill disciplines. This is the technique that all beginner and amateur skiers strive for – for its beauty, self-affirmation, and the astonishing feeling of ease and simplicity of sliding down mountain slopes!

WHAT IS IMPORTANT FOR THE BUSINESS?

For business success, it is important to maintain high motivation and loyalty of the target audience as long as possible using the available technical capabilities of the ski simulators.

"Beginners" need 10-20 training sessions to master basic skills, after which they become "amateur", "experienced" or "professional" skiers who need the NATURAL CONDITIONS functions (sharp edges, high slip, high speed, terrain modeling) and game features.

MOTIVATION AND LOYALTY OF THE TARGET AUDIENCE ARE ACHIEVED THROUGH THE FUNCTIONS OF THE SKI SIMULATOR:

INTEREST:

Created by NATURAL CONDITIONS: high slip, sharp edges, speeds above 30 km/h for the carving technique, and terrain modeling.

ADRENALINE:

Unfamiliar tracks with terrain modeling in 8 directions in the PROLESKI Direction series.
High speed on a steep slope.

EFFICIENT TRAINING:

Training in small groups and in close proximity to the athlete is a proven way to achieve the expected high-quality results. 1 training session on the simulator replaces 10 sessions on the slope.

GAME FEATURES:

Rivalry in competitions and championships with the "Records" module.
8D Vision virtual reality – an exciting game.

1 PERSON - 1000 SETS PER YEAR:

INTEREST, ADRENALINE, EFFICIENT TRAINING and GAME FEATURES increase the number of workouts to more than 100 times the number needed to master basic skills.

PROLESKI - natural conditions, professional training, an exciting game! Inventions are patented. There are no analogues in the world.

LOCATION OF THE SKI SIMULATOR

The choice of location defines the future success of your business. Public buildings with a high flow of your target audience are a perfect location for the simulator. Such buildings are built in line with international construction norms, have standardized dimensions, and set strict requirements for the equipment used.

When choosing a ski simulator, specific attention should be paid to the following features and characteristics:

- Ski simulator's overall dimensions
- Building floor stress
- Ease of the ski simulator's logistics / assembly
- Fire safety level

Optimal dimensions of the ski simulator widen the choice of premises and cut the costs per square meter.

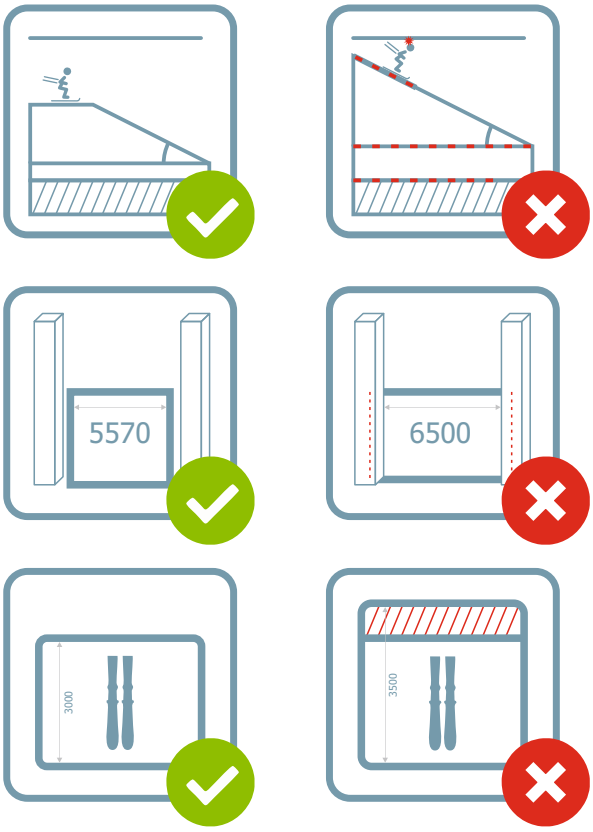

Ceiling height. Present-day commercial buildings have a ceiling height of 5-5.5 meters; therefore, when choosing a ski simulator, it is extremely important to consider how low-profile the equipment is, as well as the simulator's height at its upper point with the maximum platform tilt angle.

PROLESKI™ ski simulators have the lowest possible profile and perfectly fit into premises with ceiling heights of 3.5 meters and higher.

Width. According to generally accepted construction norms, the minimum bay in present-day buildings is 6000 mm between column axes; therefore, the ski simulator's width must be ≤ 5570 mm.

PROLESKI™ ski simulators have an overall width of 5570 mm and perfectly fit into premises with 6000 mm bays between axes.

Length. A 3-meter ski carpet is long enough for comfortable skiing of one adult with 150-170 cm skis. A shorter carpet is uncomfortable for skiing, while a longer one is impractical.

PROLESKI™ ski simulators have a ski carpet length that is a multiple of 3 meters, which is optimal for all skiing techniques.

Floor stress: Excessive weight of a ski simulator may increase floor stress and jeopardize the structural integrity of the building.

PROLESKI™ ski simulators, thanks to lightweight thin-walled sections and truss structures, are lighter, which considerably reduces floor stress.

Logistics and assembly: the largest element of a ski simulator must pass freely through the doors, windows, and flights of stairs of the premises.

PROLESKI™ ski simulators have a dismountable design: even the largest components and elements can be carried through a standard door / window / flight of stairs into any building and to any storey.

PROLESKI™ SKI SIMULATORS HAVE OPTIMAL DIMENSIONS AND GIVE YOU A WIDE CHOICE OF PREMISES.

FIRE SAFETY

Fire safety: directly affects whether a ski simulator can be installed in a commercial building. All public buildings require equipment with a higher fire safety category.

PROLESKI™ ski simulators, thanks to the "ball-screw pair" lifting mechanism (electric cylinders), have a higher fire safety category.

They require no extra investment in additional premises for a hydraulic power unit since, unlike hydraulic simulators, they do not need one at all.

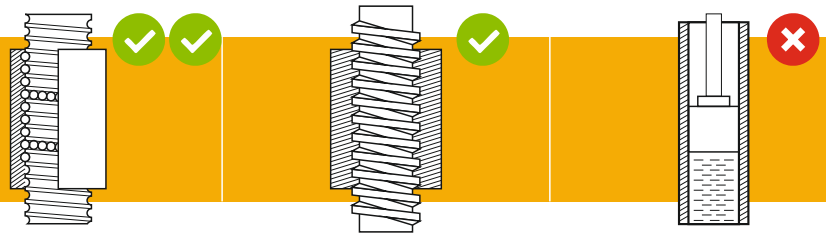

Lifting mechanism type	Ball-screw pair	Screw-nut pair	Hydraulics
Fire safety level:	High	High	Low Use of combustible oils requires additional investment in the fire protection of the building / arrangement of an additional room for a hydraulic power unit
Suitability for installation in public buildings:	Extensive range of possibilities	Extensive range of possibilities	Limited range of possibilities
Operation principle:	Driven by an electric motor	Driven by an electric motor	Pressurized oil moves the piston. Pressure is generated by a hydraulic pump
Friction:	Low friction	High friction	No friction
Mechanism wear:	No	High wear rate	Oil hoses may burst under high pressure
Noise level:	Low noise level	High noise level	Medium noise level
Mechanism operation life:	> 25 years	≤ 3 years	>20 years (subject to regular maintenance)
Motion speed:	2°/s	0.05°/s	0.05°/s
Acceleration:	≤3 m/s²	0.1 m/s²	0.1 m/s²
Maintenance costs:	≤ 100$ / year	≤ 100$ / year	> 3000$ / year
Maintenance work:	Bearing lubrication	Screw and nut lubrication	Changing the oil (~200 l / 1 year) Changing the hose (~1 / 3 years) Air filter (~2 / 1 year) Oil filter (~2 / 1 year) Rubber gaskets (if required)
Timing of electric energy consumption:	During the "upwards" motion	During the "upwards-downwards" motion	Continuously, during the entire period of the simulator's operation, irrespective of the "upwards-downwards" motion
Electric power consumption:	≤ 1.5 kW	≤ 6 kW	≤ 18 kW

PROLESKI™ WILL HELP YOU SAVE FROM 3000$/YEAR ON THE MAINTENANCE OF 1 SIMULATOR.

PROLESKI™ SKI SIMULATORS:

The PROLESKI™ range includes efficient and safe "endless slope" downhill ski simulators for indoor use. They are designed for active recreation, entertainment, and sports training, including different training programs for "beginners", "advanced skiers", and professional athletes. All inventions are patented and have no analogues in the world.

"8D Vision System" virtual reality



For all ages, including children aged 4 and older

For all types of mountain skis and snowboards

Sharp edges, personal outfit

Automatic moistening of the carpet

Low servicing costs

At least 25 years until major overhaul

Any premises, any storey

Enhanced fire safety

Customer-tailored dimensions

Prompt technical support

Online control of your business

PROLESKI CLUB™ franchising

PROLESKI™ MODEL RANGE:

OPTIMAL:

Platform movability: N/A
Speed (basic / option) = 25 (35) km/h
Tilt angle = 13.5°
Comfortable skiing = up to 3 persons
Training = up to 9 persons

DIRECTION:

Platform movability: "up-down-right-left"
Speed (basic / option) = 25 (35/45) km/h
Tilt angle = V: +10°/+22° H: +5°/-5°
Comfortable skiing = up to 3 persons
Training = up to 9 persons

VERTICAL:

Platform movability: "up-down"
Speed (basic / option) = 25 (35) km/h
Tilt angle = V: +9°/+20°
Comfortable skiing = up to 3 persons
Training = up to 9 persons

SPORT:

Platform movability: "up-down-right-left"
Speed = up to 45 km/h (option: 50 km/h)
Tilt angle = V: +10°/+23° H: +7°/-7°
Comfortable skiing = up to 3 persons

Class	Series	Model	For comfortable skiing, persons	For comfortable training, persons	Ceiling height, m	Effective length, m	Platform tilt angle		Basic speed, km/h (Option)
			Skis / Snowboard	Skis / Snowboard			V (vertical)	H (horizontal)	
SERIAL MODELS									
STATIC	OPTIMAL	PRO1	1 / 1	3 / 2	3,5	3,15	13,5°	-	25 (35)
		PRO2	2 / 2	6 / 4	4,15	6	13,5°	-	
		PRO3	3 / 3	9 / 6	4,85	9,15	13,5°	-	
DYNAMIC	VERTICAL	PRO1V	1 / 1	3 / 2	4,35	3,15	+9°/+20°	-	25 (35)
		PRO2V	2 / 2	6 / 4	4,9	6	+9°/+20°	-	
		PRO3V	3 / 3	9 / 6	6	9,15	+9°/+20°	-	
	DIRECTION	PRO1D	1 / 1	3 / 2	4,7	3,15	+10°/+22°	-5°/+5°	25 (35/45)
		PRO2D	2 / 2	6 / 4	5,4	6	+10°/+22°	-5°/+5°	
		PRO3D	3 / 3	9 / 6	6,55	9,15	+10°/+22°	-5°/+5°	
	SPORT	PRO2DS	2 / 2	-	5,7	6	+10°/+23°	-7°/+7°	45* (50)
SPECIAL ORDER									
DYNAMIC		PRO2V+	2 / 2	6 / 4	5,45	7,5	+9°/+20°	-	25
		PRO4V	4 / 4	12 / 8	7,9	12	+9°/+20°	-	25
		PRO2D+	2 / 2	6 / 4	6	7,5	+10°/+22°	-7°/+7°	25

* PRO2DS: maximum speed up to 45 km/h; 50 km/h optional.

24m

WE CAN BUILD A SIMULATOR OF ANY SIZE TO CUSTOMER REQUIREMENTS, UP TO 24 m × 24 m.

PROLESKI™ OPTIMAL SERIES:

The OPTIMAL series is perfect for beginner and amateur skiers. Ski simulators of this series are notable for their fixed 13.5° platform tilt angle.

PRO1

Ceiling height with the maximum platform tilt angle | Operating surface length | Mounting area

PRO2

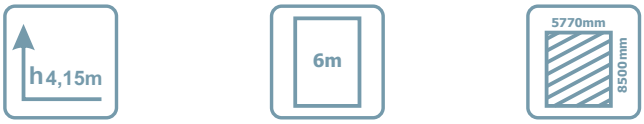

Ceiling height with the maximum platform tilt angle | Operating surface length | Mounting area

PRO3



Ceiling height with the maximum platform tilt angle | Operating surface length | Mounting area

	Specifications	PRO1	PRO2	PRO3
Major characteristics	Recommended number of people for comfortable skiing (skis / snowboard)	1 / 1	2 / 2	3 / 3
	Recommended number of people for "PROLESKI™ School" training (skis / snowboard)	3 / 2	4 / 6	6 / 9
	Effective length, mm	3100	6000	9125
	Effective width, mm	4650	4650	4650
	Ceiling height with the maximum platform tilt angle, m	3,5	4,15	4,85
	Lower platform height (podium or pit), mm	640	640	640
	Mounting area length, at least … mm	5480	8500	11350
	Mounting area width, at least … mm	5770	5770	5770
	Range of platform tilt angle, degrees °	13,5°	13,5°	13,5°
	Maximum speed of the band motion, basic (option), km/h	25 (35)	25 (35)	25 (35)
	Average energy consumption, kWh per hour of operation	≥ 3,5	≥ 6	≥ 6
	Average water consumption, liter/hour	≥ 4	≥ 5	≥ 6
Basic configuration	Automatic moistening of the ski carpet	+	+	+
	Water filtration system with warning sensors	+	+	+
	Electronic diagnostics system	+	+	+
	Shaft protection with rubber coating	+	+	+
	Fixed control panel	+	+	+
	Remote control console	+	+	+
	Automatic switch-off areas	+	+	+
	Stainless steel and polycarbonate safeguarding	+	+	+
	Starting bar (fixed)	+	+	+
	Protective mat (at the upper platform)	+	+	+
	Bar for "Skiing School" group training	-	+	+

PROLESKI™ VERTICAL SERIES:

The VERTICAL series is perfect for beginner and amateur skiers. Ski simulators of this series are notable for their movable platform ("up-down" motion) and vertical tilt angles within a range of +9° / +20°.

PRO1V

Ceiling height with the maximum platform tilt angle

Operating surface length



Mounting area

PRO2V

Ceiling height with the maximum platform tilt angle

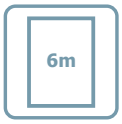

Operating surface length



Mounting area

PRO3V

Ceiling height with the maximum platform tilt angle

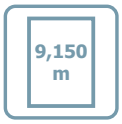

Operating surface length

Mounting area

	Specifications	PRO1V	PRO2V	PRO2V+	PRO3V
Major characteristics	Recommended number of people for comfortable skiing (skis / snowboard)	1 / 1	2 / 2	2 / 2	3 / 3
	Recommended number of people for "PROLESKI™ School" training (skis / snowboard)	3 / 2	6 / 4	6 / 4	9 / 6
	Effective length, mm	3100	6000	7500	9150
	Effective width, mm	4650	4650	4650	4650
	Ceiling height with the maximum platform tilt angle, m	4,35	4,9	5,45	6
	Lower platform height (podium or pit), mm	640	641	642	643
	Mounting area length, at least … mm	6600	8500	10100	11550
	Mounting area width, at least … mm	5770	5770	5770	5770
	Lifting mechanism type	Electric cylinders (ball-screw pair)			
	Range of platform tilt angle, degrees °	V:+9°/+20°	V:+9°/+20°	V:+9°/+20°	V:+9°/+20°
	Tilt change speed, degrees / sec.	1°/s	1°/s	1°/s	1°/s
	Acceleration of the tilt angle change (basic feature), max., °/s²	0.8°/s²	0.8°/s²	0.8°/s²	0.8°/s²
	Maximum speed of the band motion, basic (option), km/h	25 (35)	25 (35)	25 (35)	25 (35)
	Average energy consumption, kWh per hour of operation	≥ 3,5	≥ 6	≥ 6	≥ 10
	Average water consumption, liter/hour	≥ 4	≥ 5	≥ 5	≥ 6
Basic configuration	Automatic moistening of the ski carpet	+	+	+	+
	Water filtration system with warning sensors	+	+	+	+
	Electronic diagnostics system	+	+	+	+
	Shaft protection with rubber coating	+	+	+	+
	Fixed control panel	+	+	+	+
	Remote control console	+	+	+	+
	Automatic switch-off areas	+	+	+	+
	Stainless steel and polycarbonate safeguarding	+	+	+	+
	Starting bar (fixed)	+	+	+	+
	Protective mat (at the upper platform)	+	+	+	+
	Bar for "Skiing School" group training	-	+	+	+
	LCD indication panel (V km/h, S km, t min., tilt angles)	19,5"	19,5"	19,5"	19,5"

PROLESKI™ DIRECTION SERIES:

The DIRECTION series is the flagship of PROLESKI™ ski simulators. It ensures the closest possible approximation to reality, perfect training quality, and a wide variety of skiing techniques, being optimal for amateur and advanced skiers and professional athletes. It includes 3 models of ski simulators with a movable platform ("up-down-right-left" motion), vertical tilt angles within a range of +10° / +22°, and horizontal tilt angles within a range of -7° / +7°.

PRO1D

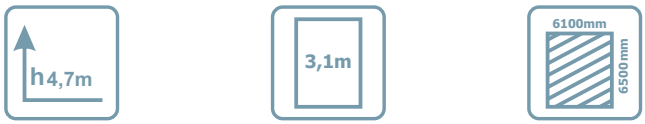

Ceiling height with the maximum platform tilt angle | Operating surface length | Mounting area

PRO2D

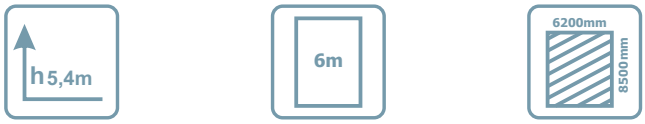

Ceiling height with the maximum platform tilt angle | Operating surface length | Mounting area

PRO3D

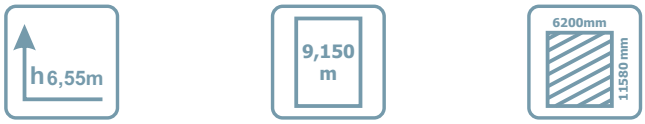

Ceiling height with the maximum platform tilt angle | Operating surface length | Mounting area

	Specifications	PRO1D	PRO2D	PRO2D+	PRO3D
Major characteristics	Recommended number of people for comfortable skiing (skis / snowboard)	1 / 1	2 / 2	2 / 2	3 / 3
	Recommended number of people for "PROLESKI™ School" training (skis / snowboard)	3 / 2	6 / 4	6 / 4	9 / 6
	Effective length, mm	3100	6000	7500	9150
	Effective width, mm	4650	4650	4650	4650
	Ceiling height with the maximum platform tilt angle, m	4,7	5,4	6	6,55
	Lower platform height (podium or pit), mm	950	950	950	950
	Mounting area length, at least … mm	6500	8500	10100	11580
	Mounting area width, at least … mm	6100	6200	6200	6200
	Lifting mechanism type	Electric cylinders (ball-screw pair)			
	Range of platform tilt angle, degrees °	V:+10°/+22° H:-5°/+5°	V:+10°/+22° H:-5°/+5°	V:+10°/+22° H:-5°/+5°	V:+10°/+22° H:-5°/+5°
	Tilt change speed, degrees / sec.	2,5°/s	2,5°/s	2,5°/s	1,8°/s
	Acceleration of the tilt angle change (basic feature), max., °/s²	0.8°/s²	0.8°/s²	0.8°/s²	0.8°/s²
	Maximum speed of the band motion, basic (option), km/h	25 (35)	25 (35)	25 (35)	25 (35)
	Average energy consumption, kWh per hour of operation	≥ 3,5	≥ 6	≥ 6	≥ 10
	Average water consumption, liter/hour	≥ 4	≥ 5	≥ 5	≥ 6
Basic configuration	Automatic moistening of the ski carpet	+	+	+	+
	Water filtration system with warning sensors	+	+	+	+
	Recuperation system	+	+	+	+
	Electronic diagnostics system	+	+	+	+
	Shaft protection with rubber coating	+	+	+	+
	Fixed control panel	+	+	+	+
	Remote control console	+	+	+	+
	Automatic switch-off areas	+	+	+	+
	Stainless steel and polycarbonate safeguarding	+	+	+	+
	Starting bar (fixed)	+	+	+	+
	Protective mat (at the upper platform)	+	+	+	+
	Bar for "Skiing School" group training	-	+	+	+
	LCD indication panel (V km/h, S km, t min., tilt angles)	19,5"	19,5"	19,5"	19,5"

PROLESKI™ SPORT SERIES:

The SPORT series is perfect for professional athletes. It ensures high-quality training in various skiing techniques under conditions closest to reality and with enhanced safety. The model is notable for its movable platform ("up-down-right-left" motion), vertical tilt angles within a range of +10° / +23°, and horizontal tilt angles within a range of -7° / +7°.

PRO2DS

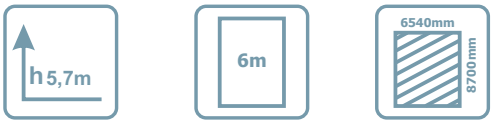

Ceiling height with the maximum platform tilt angle | Operating surface length | Mounting area

	Specifications	PRO2DS
Major characteristics	Recommended number of people for comfortable skiing (skis / snowboard)	2 / 2
	Effective length, mm	6000
	Effective width, mm	4650
	Ceiling height with the maximum platform tilt angle, m	5,7
	Lower platform height (podium or pit), mm	1100
	Mounting area length, at least … mm	8700
	Mounting area width, at least … mm	6540
	Lifting mechanism type	Electric cylinders (ball-screw pair)
	Range of platform tilt angle, degrees °	V: +10°/+23°, H: +7°/-7°
	Tilt change speed, degrees / sec.	2°/s
	Acceleration of the tilt angle change (basic feature), max., °/s²	0.8°/s²
	Maximum speed of the band motion (option), km/h	up to 45 (50)
	Average energy consumption, kWh per hour of operation	≥ 10
	Average water consumption, liter/hour	≥ 7-10
Basic configuration	Automatic moistening of the ski carpet	+
	Water filtration system with warning sensors	+
	Recuperation system	+
	Electronic diagnostics system	+
	Automatic maintenance system	+
	Shaft protection with rubber coating	+
	Fixed control panel	+
	"Future" (touch screen) fixed control panel	+
	Remote control console	Extended configuration
	Smooth speed adjustment	+
	Adjustment of the ski carpet and lifting mechanism acceleration	+
	Braking module for quick stop	Extended configuration
	Automatic switch-off areas	+
	Protective mat	Along the perimeter
	Safety suspension system with a positioning sensor	+
	Track programming system	+
	Automatically adjusted starting bar	+

SIMULATOR'S TRAFFIC CAPACITY

	1 PRO1 / PRO1V / PRO1D	2 PRO2 / PRO2V / PRO2V+ PRO2D / PRO2D+ / PRO2DS	3 PRO3 / PRO3V / PRO3D
Comfortable skiing	 **1 person**	 **2 persons**	 **3 persons**
Comfortable training (skis)		 **6 persons**	 **9 persons**
Comfortable training (snowboard)		 **4 persons**	 **6 persons**

PROLESKI™ simulators ensure maximum convenience, and their dimensions are optimal for comfortable skiing and training of both skiers and snowboarders.

For comfortable skiing of one person with 170 cm skis, a ski carpet length that is a multiple of 3 meters is required. The operating surface of all PROLESKI™ simulators is a multiple of 3 meters, which is optimal for 1-3 persons skiing on 1 simulator, depending on the model.

For training of beginners in groups, additional "Skiing School" starting bars are installed on the working surface at 3-meter intervals, enabling simultaneous training of 4 to 9 persons on 1 simulator.

QUALITY ASSURANCE:

MULTILEVEL CONTROL SYSTEM.

Attention to detail.
Components from internationally renowned suppliers.

DESIGN RELIABILITY:

Corrosion resistance: galvanized steel / powder coating.
Approved vendors only: Siemens, ABB, Forbo, and SKF.

SHAFT PROTECTION WITH RUBBER COATING:

Part of the basic configuration.
Protection from corrosion.
Better grip between the shaft and the ski carpet.
Prevents carpet slippage / skidding.

AFTER-SALES SERVICE:

Prompt support: 12 hours a day, 7 days a week (12/7).
Remote online diagnostics.
Response time in support hours: ≤ 1 hour.

PATENTED TECHNOLOGIES:

All inventions have already been patented and have no analogues among ski simulators worldwide.

ELECTRONIC DIAGNOSTICS SYSTEM:

Quick and precise detection of operator errors, system failures and external interference.

INTERNATIONAL CERTIFICATION:

All PROLESKI™ ski simulators have CE certificates.

QUALITY ASSURANCE:

Warranty: 36 months
on all equipment and the ski surface

Optional extended warranty
up to 5 years, including the ski surface

AT LEAST 25 YEARS UNTIL MAJOR OVERHAUL.

OPERATING ECONOMY:

COST-EFFECTIVE MAINTENANCE:

Low maintenance costs:

Costs: ≤ $100 per year
- Lubrication of friction units
- Change of the water filter

No other maintenance costs

Automatic maintenance system:

Automatic lubrication of the ski simulator's units, bearings, and lifting mechanisms.
A fully programmable system.
100% independent of the human factor.

OPTION

LOW ELECTRIC ENERGY CONSUMPTION:

Low rate of friction between skis and the carpet:

Ensured by the use of the PROLESKI™ moistening concentrate.

"Ball-screw pair" lifting mechanism:

Power consumption is only 1.5 kW.
Up to 12 times more cost-effective than other lifting mechanisms.

Recuperation system:

OPTION

Returns electric energy to the power network when the ski carpet decelerates or stops.
Saves up to 20% of electric power consumption.

REASONABLE WATER CONSUMPTION RATE:

Automatic moistening of the ski carpet:

Uniform moistening of the carpet.
The process is remotely controlled – a more technical and aesthetic approach than manual moistening of the carpet.

Water filtration system:

Protects both sprayers from dirty water; the system automatically shows a warning message when the filters need changing.

Closed-circuit system of the ski carpet moistening:

OPTION

Moistens the ski carpet automatically.
Perfectly fits facilities without centralized water supply and sewage systems.

AUTOMATIC CARPET MOISTENING:

Uniform moistening of the ski carpet enhances sliding and removes scratching and braking areas. Water is sprayed automatically using the remote control, ensuring a continuous training process. Water delivery is switched off automatically after 30 seconds of moistening. Carpet moistening is hidden from the club's customers. Both technically and aesthetically, this is a more advanced approach than manual moistening of the carpet.

Automatic electronically controlled moistening

YES!

Manual water application with a hose

NO!

SKI CARPET:

WE SAY "YES" TO SHARP EDGES!

Proprietary ski carpet manufacturing technology.
High wear resistance. Enhanced sliding.

ENHANCED WEAR RESISTANCE OF THE CARPET:

High-strength composite material.
Pile height – 23 mm.
Enhanced resistance to abrasion.
Enhanced sliding.
For all types of mountain skis and snowboards.
Suitable for sharp edges.
Possibility to use customers' personal outfit.
Warranty – 36 months.
Service life – more than 6 years.

PROLESKI™ MOISTENING CONCENTRATE: OPTION



Unique design by PROLESKI™.
Ensures a low rate of friction between skis and the carpet.
Extends service life of the ski carpet by 2.5 times.
Economical consumption: 2 liters a month per ski simulator for three skiers.
Liquid, odor- and color-free, chemically neutral, stick-free, and leaves no stains on clothes.

PRECISE BAND STABILIZATION:

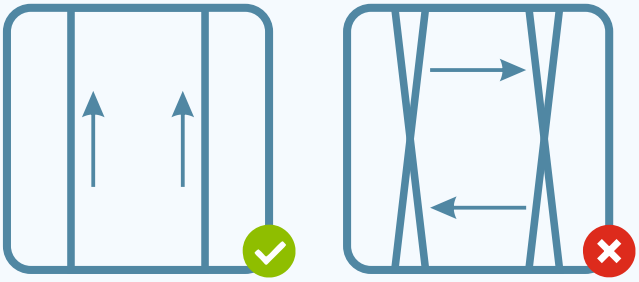

Two-level system for automatic band stabilization.
The band is set up once during the assembly process and requires no additional subsequent adjustments.
Pinpoint accuracy at every moment, even with many skiers on the carpet and at high speeds.

SKI CARPET:

OPTIMAL DIMENSIONS:

For more than 10 years, PROLESKI™ has been working closely with professional alpine skiers and is in constant contact with its customers. This experience has allowed us to make our equipment more compact, to widen the choice of locations for a simulator, and to optimize costs per square meter.

Repeated testing of simulators with skiers and snowboarders of all skill levels has proved that comfortable skiing of one person with 170 cm skis requires a ski carpet length that is a multiple of 3 meters. That is why PROLESKI™ ski simulators have carpet lengths of 3, 6, and 9 meters – the most ergonomic option according to 10 years of research.

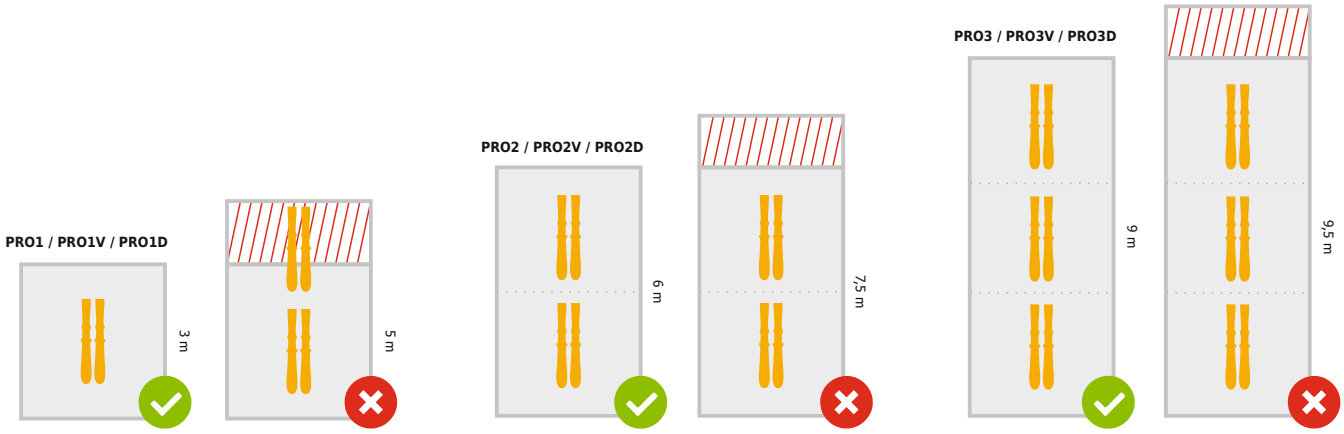

Ergonomics of the PROLESKI™ simulator operating surface, using the example of the PRO2, PRO2V, and PRO2D models:

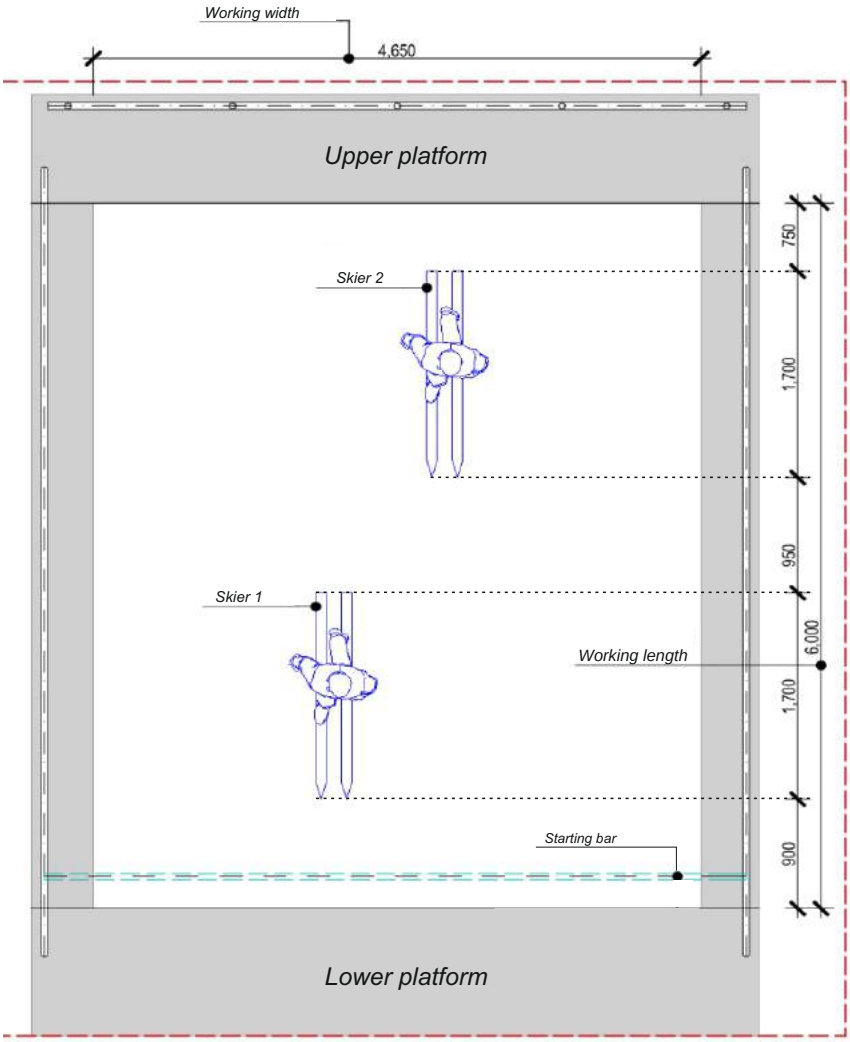

ABSOLUTE SAFETY:

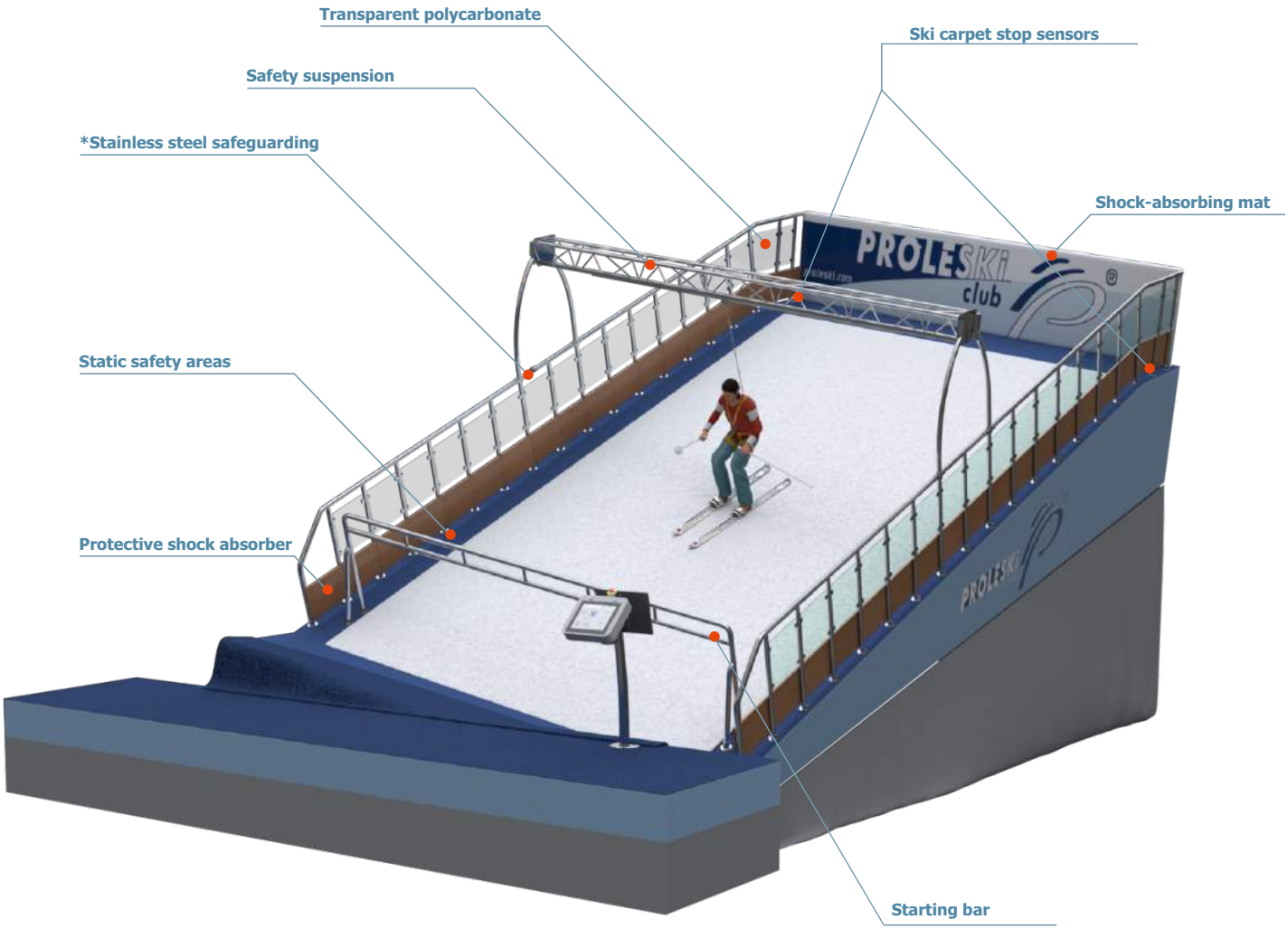

SAFETY SUSPENSION:

Makes training 99% safe.
Holds the skier in an upright position and automatically stops the band if the trainee falls.
Expedites the training process, including training under extreme conditions.

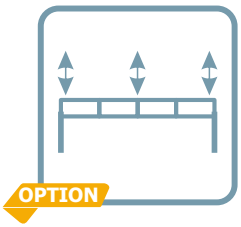

AUTOMATICALLY ADJUSTED STARTING BAR:

The bar height can be adjusted to the customer's height.
The bar can be fixed in any position within the height range of 820-1250 mm.
Two handrails with different diameters for convenient gripping by both children and adults.
The bar is adjusted from the control panel.

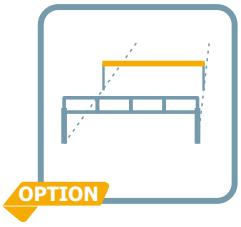

ADDITIONAL "SKIING SCHOOL" STARTING BAR:

Installed in the middle part of the ski simulator to ensure safe training for beginners.
Helps to double the number of trainees skiing at the same time.

SIMULATOR CONTROL:

"FUTURE" FIXED CONTROL PANEL: OPTION

Touch screen display. User-friendly menu. Multilingual interface.
Starting and stopping the simulator.
Emergency shutdown of the ski simulator.
Adjustment of the carpet motion speed.
Control of the platform tilt angles in 8 directions.
Gives step-by-step prompts for accessing functions and prevents potential operator errors.
Includes the ski simulator's electronic diagnostics system.
Payment by plastic card.
Key lockout function.
The kit includes a 19.5" LCD monitor used as the indication panel (speed, time, distance, and platform tilt angle).
Can be installed at the bottom of the simulator or on the podium.
Can be combined with the billing and booking systems to operate as a single control center for the simulator.

FIXED CONTROL PANEL:



Starting and stopping the simulator.
Emergency shutdown of the ski simulator.
Adjustment of the carpet motion speed.
Control of the platform tilt angles.
Control of the ski carpet moistening.
Key lockout function.
Electromechanical buttons.
Stainless steel body.
LED indicators of the diagnostics system.
Panel is included in the basic configuration.

REMOTE CONTROL CONSOLE:

Starting and stopping the simulator.
Adjustment of the carpet motion speed.
Control of the ski carpet moistening.
Control of the platform tilt angles.
Console is included in the basic configuration.

SKILL. INTEREST. ADRENALINE:

SPEED FOR CARVING:

Option for commercial use – up to 35 km/h.
Option for sportsmen – up to 45 km/h.
Remote speed control.
Soft start and smooth completion of the set.
Quick stop of the band if a skier falls.

SPEED FOR SPORT:

For professional sports training. Remote speed control.

Soft start and smooth completion of the set.
Fast band stop if a skier falls.

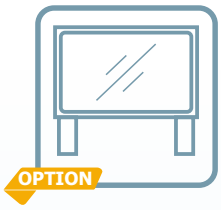

MIRROR STAND:

Helps customers see and correct errors in their skiing technique. A mirror in a metal frame, installed on the floor / wall, with an adjustable tilt angle.

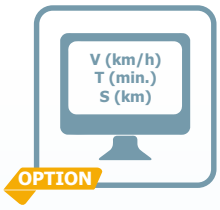

INDICATION PANEL:

19.5” LCD monitor with a programming module.
The system gives a warning signal 10 seconds before the end of the set.
The panel shows V km/h, S km, t min., and tilt angles.
Can be used as an advertising medium.
The panel is part of the “Future” control panel.

TRACK PROGRAMMING SYSTEM:

Designed for the dynamic models of the Vertical, Direction, and Sport series.
Possibility to program and reproduce tracks with specific relief features.
Possibility to set the coordinates of tracks from real mountain resorts of any level of complexity.
Allows the track model to be repeated with preset coordinates: ski carpet speed, platform tilt angles, acceleration of tilt angle changes, and duration of each parameter in case of platform relocation.

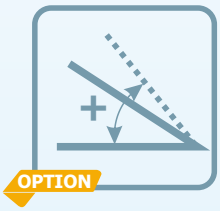

TILT ANGLE INCREASE:

An option for the Vertical and Direction series that increases the simulator's vertical tilt within 9 to 35 degrees.

SHARP EDGES:

Opportunity to prepare for real mountain slopes of any level of complexity and to master different skiing techniques.
Customers can use their own outfit.

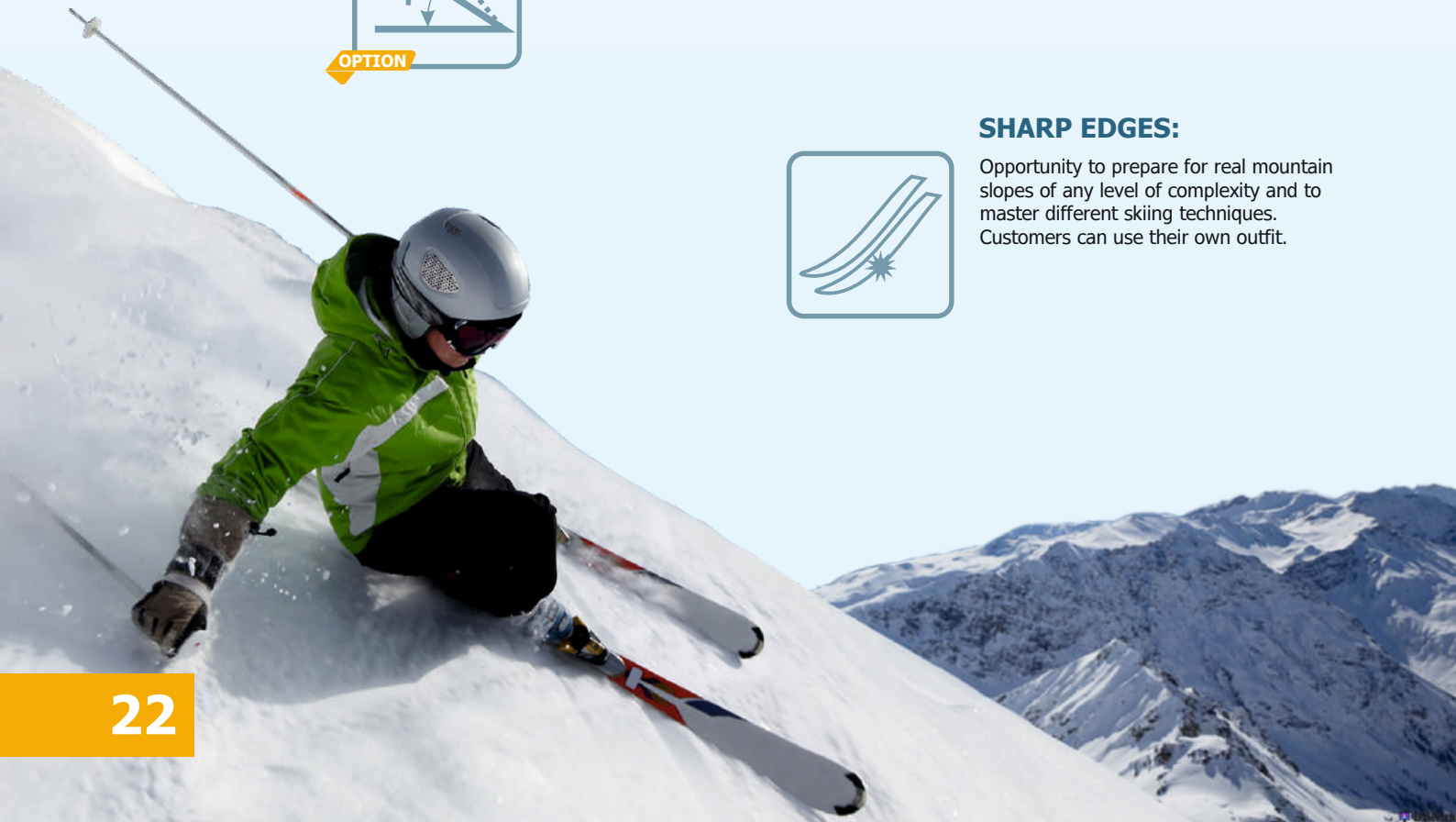

PROLESKI

GAME FUNCTIONS

8D Vision – virtual reality system for ski slopes.
“Records” module – for organizing competitions, championships and ratings.

High motivation and long-term customer loyalty.

“8D VISION” VIRTUAL REALITY SYSTEM

Even brighter emotions of real presence on the ski slope. The 8D Vision virtual reality system lets you experience any track in the world.



This software complex visualizes skiing on the ski slope and has 2 modes of operation:

Mode 1: The speed of the ski carpet and the tilt angles of the platform are set automatically, in accordance with the selected (preset) virtual track.

Mode 2: The displayed track is drawn automatically in accordance with the speed of the ski carpet and the tilt angle of the platform, which are set by the simulator operator (instructor) in real time.

“8D VISION” VIRTUAL REALITY SYSTEM



“8D Vision” VIRTUAL REALITY

8D Vision light

8D Vision light outputs a signal to display the corresponding terrain and view angle based on the ski carpet speed and the platform tilt angle – in real time, by means of the simulator software interacting with the simulator's electronics. The virtual track is displayed from the viewpoint of the skier's basic position on the platform.

Equipment: PROLESKI software: 8D modules, track programming system, ready-made tracks.



8D Vision full

Displays on the projector screen the appropriate terrain and view angle based on the ski carpet speed, the platform tilt angle, the skier's position on the platform and the direction of the skis – in real time, through the interaction of the VR camera system, markers and simulator software. The virtual track is displayed from the view angle corresponding to the skier's position on the platform.

Equipment: positioning camera system and control points, screen, projector, PROLESKI software: 8D modules, track programming system, ready-made tracks.

MODULE “RECORDS”

Competitions boost skiers’ interest and add adrenaline! It is easy to create events and ratings with the “Records” module. Measure and record progress, the dynamics of track runs and the number of turns. It is easy to share results and success stories.

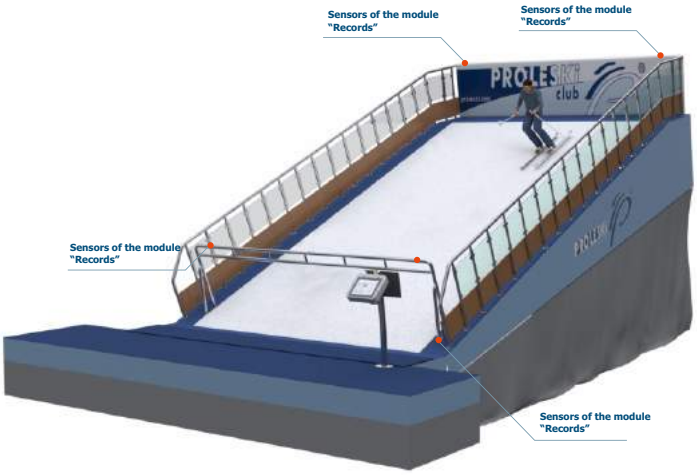

Module “Records” allows you to display the dynamic characteristics of the set, including the turn indicator, in real time. At the end of the set, a report shows the terrain, route length, speed, elapsed time and number of turns. Create tables of event competitions and permanent club ratings, enter names and criteria, analyze and rank the results of all competition participants and/or all club customers. Together with the billing system, the module automatically sends the client an electronic report on the route covered and the competition results.

Equipment: “Records” software, brackets with sensors

BILLING SYSTEM:

Full real-time control of your business.
Convenient multicurrency and multilingual system.

The billing system is a comprehensive software module designed by PROLESKI™ for convenient, up-to-date business management. It includes the following features and components:

FINANCE MANAGEMENT:

Acceptance of skiing fees in cash, by electronic payment, and by plastic card.
Deposit system: customer's prepayment for future services.
Possibility to define and adjust the price for the club's services depending on the month, week, day, and specific period of time.
Full financial analytical reports:
- Funds received for services provided;
- Funds received for future services;
- Gross revenue by employee (administrator / instructor);
- Flexibly adjusted financial reports in accordance with individually set parameters.

Automatic generation and mailing of reports to the club owner at the end of the working day.
Possibility to generate any report according to the club owner's individual requirements.
Full real-time control of the financial performance of the club, 24/7.

PERSONNEL MANAGEMENT:

Accounting and statistics of the club employees' working time.
Accounting of the simulator's usage time.
Pass entry system.
Instructor identification.
Personnel payroll and incentive accounting.
Staff cannot switch the ski simulator on unless the set has been paid for.

SKI SIMULATOR OPERATION CONTROL:

Accounting of the actual operating time of the ski simulator.
Customer / operator identification.
Admission to training only after payment for the set (ski simulators cannot be switched on without payment).
Flexible adjustment of the set duration.
Control of the ski simulator's operation according to the club's objectives (services, presentations, maintenance).

BUSINESS MANAGEMENT:

CUSTOMER DATABASE MANAGEMENT:

BILLING SYSTEM

Creation of a customer database with the required personal information.
Customer / service / funds / preference identification.
Customers can check their club membership card balance.
Fully integrated database of your customers' personal information.

LOYALTY SYSTEM:

BILLING SYSTEM

Identification of customer preferences and customer segmentation.
Management of marketing measures (bonuses / promotions / discounts).
Possibility of scheduled online newsletters (information on promotions, events, activities, and holiday greetings, including opportunities for advertisers).
Flexible and controlled loyalty system for customers.

BILLING SYSTEM KIT:

BILLING SYSTEM

Workplace of the administrator and cashier (computer with a monitor and a card reader).
Workplace of the instructor (computer with a touch-screen monitor and a card reader).
Interface for customers and a database server, allowing customers to independently check the balance, discounts, and other details of their plastic cards (computer with a monitor and a card reader).
Kit to operate 4 ski simulators: PROLESKI™ software + computer hardware + receipt printer + OS Windows 8.
Plastic PROLESKI CLUB™ deposit cards (for franchisees only).

The billing system is the basis for running the business and may be supplemented with "Customer Service" capabilities and other options at the customer's request.

CUSTOMER SERVICE:

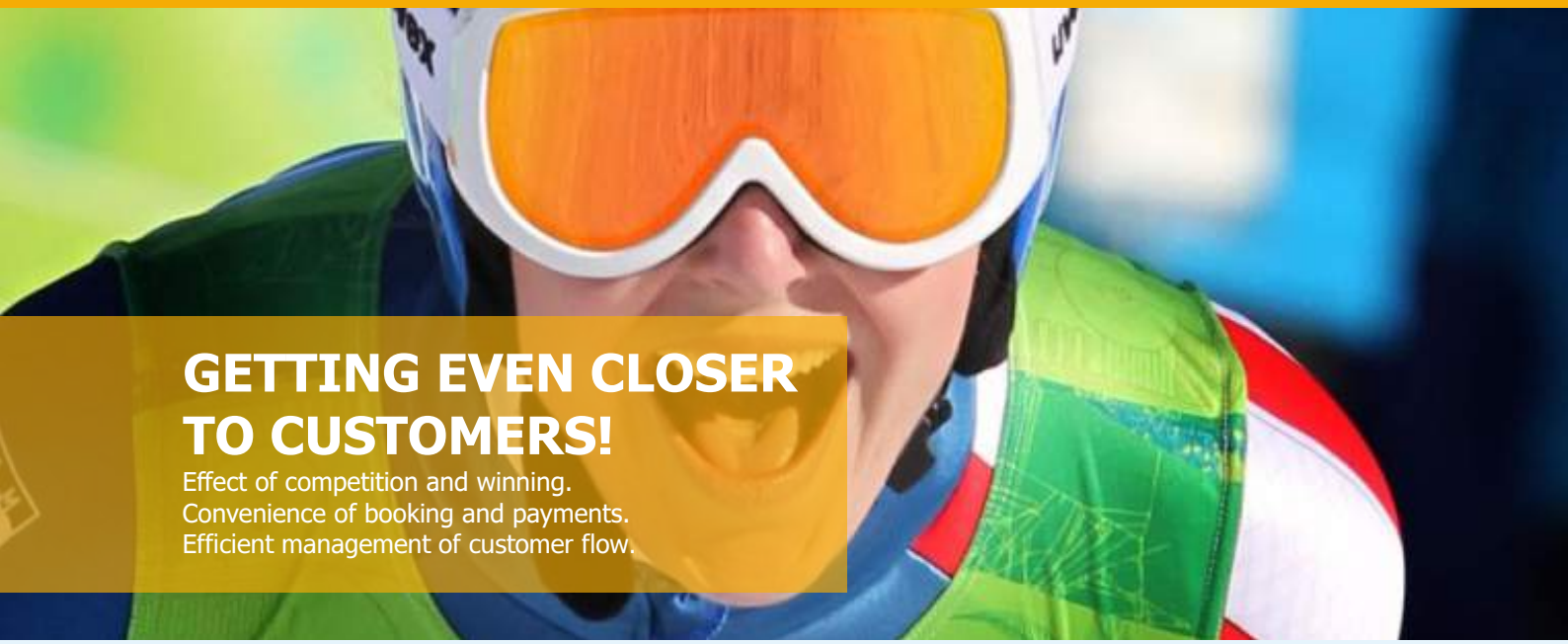

GETTING EVEN CLOSER TO CUSTOMERS!

Effect of competition and winning.
Convenience of booking and payments.
Efficient management of customer flow.

"BOOKING" MODULE:

OPTION

Booking is carried out by the club administrator at customers' request.
Contains options for advance and confirmed booking.
Includes booking of sets by date and time.
Serves as a club operation planning system.
The module can be linked to the billing system and the simulator launch.

"ONLINE PROLESKI CLUB BOOKING" MODULE:

ON LINE

OPTION

Customers can book and pay for sets online directly, using their personal account on the club's website.
Customers can remotely monitor their balance, the number of sets skied, and all their statistics.
The module works together with the billing system and the "Future" control panel.
Fully automatic process.
Available for franchisees only.

The system "Members Achievements PROLESKI CLUB®":

OPTION

Generates personal reports for customers on the track covered, specifying the track relief, speed, distance, and stops.
Possibility to show reports on the display and to automatically send them to the club member's e-mail as charts.
Possibility to get track charts, keep a journal of all tracks covered, track the trainee's effectiveness rate, and share the data on social media.
Allows organizing competitions among club members and comparing and showing results on the display.
Promotes customers' interest in skiing, motivates them to perfect their skiing techniques, and raises competitive spirit and excitement.
Available for franchisees only.

SKI SIMULATOR ZONE ACCESS SYSTEM:

OPTION

Designed to organize and increase the club's traffic capacity.
Helps to organize queues and regulates the sequence of customers' admission to the ski simulator.
Raises the level of safety and comfort in the ski simulator zone.
Notifies when the ski simulator becomes available.
Together with the billing and booking systems, invites customers according to the queue and optimizes the cashier's and instructor's operations.
Admission to the preparation and training zone is allowed with a customer's personal card only.
Fully automatic system.

GET EVEN MORE FOR YOUR BUSINESS!

BUSINESS TRAINING:

Staff training in business processes and in putting the PROLESKI CLUB franchise into practice.
Training duration: 7 days.
Training at the customer's premises.
Option available for franchisees only.

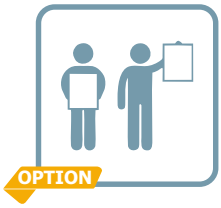

TRAINING FOR INSTRUCTORS:

Instructors' training on safe skiing, skiing techniques, customer-training techniques, and personal sales techniques.
Training duration: 7 days.
Training at the customer's premises.

ELECTRONIC SYSTEM FOR PERSONNEL CERTIFICATION:

Staff can start working only after passing the tests (otherwise the system is not launched). The system works together with the billing system and the "Future" fixed control panel.

Option available for franchisees only.

PROTECTION SYSTEM FOR OPEN-AIR OPERATION:

Thanks to protection of the electrical and electronic components against precipitation up to IP64, the simulator can be operated in the open air.

VARIABILITY:

Possibility to design and manufacture an individual ski simulator with custom dimensions to the customer's needs: maximum design length / width = 24 meters. Software development and adaptation at the customer's request.

STARTUP SUPPORT:

Recommendations on the efficient use of every square meter.
Zoning and sketch visualization of the club space.
Selection of optimal equipment in accordance with your club's goals.

SEND US YOUR PREMISES' LAYOUT AND WE WILL ARRANGE THE FOLLOWING FOR YOU:

Zoning and sketch visualization of the club space.
Recommendations for the project feasibility study.

PROLESKI CLUB FRANCHISING

PROLESKI™ offers a sustainable business model that includes its own business methodology, is based on a patented invention, and protects your territory from competition.

PROLESKI CLUB franchising helps you to set up your own ski club "from scratch", to systematize your business, to make it financially successful, and to recoup your investments within the shortest possible period of time.

This franchising concept has been developed and tested with our own chain of clubs and is a unique technology for establishing a successful indoor ski club, with detailed instructions, actions, and solutions for each stage of your business development.

It also includes comprehensive support from our experts at all project stages, allowing you to minimize commercial risks and be the first to conquer your regional niche.

Find out more about the PROLESKI CLUB franchise at www.proleski.com.

PROLESKI

PROLESKI's history began in Dnipro, Ukraine, in 2008. The business operated as Gornostay until 2012; the PROLESKI brand has been used since then. PROLESKI indoor ski and snowboard simulators are manufactured by LLC "FIRMA CAPITAL-TRADE", Ukraine. CLEVELAND PRODUCTION LTD, United Kingdom, supports international sales and contract management. Our team helps ski schools, sports centres and leisure venues bring skiing and snowboarding into their businesses throughout the year.

HEAD OFFICE
(Manufacturer, PROLESKI trademark owner)
LLC "FIRMA CAPITAL-TRADE"
Dnipro, Ukraine
Phone: +380 50 320 18 01
Phone: +380 67 560 24 02
Phone: +380 66 328 38 88
www.proleski.com
e-mail: sales@proleski.com

Request a Quote for Your Venue